



# Frame

Designed by Justin Hutchinson  
for Kett  
2022

Exclusive to Cosh Living  
[coshliving.com.au](https://coshliving.com.au)

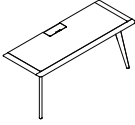
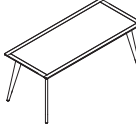
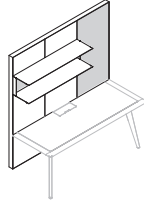
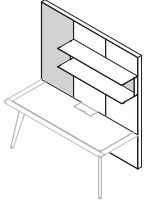
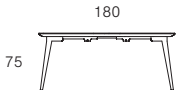
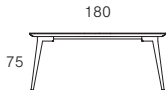

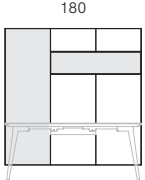
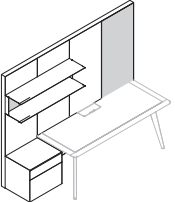
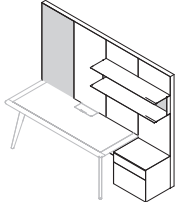
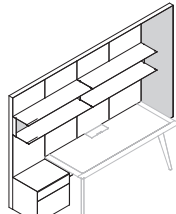
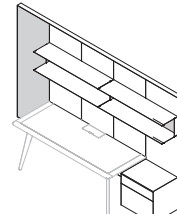
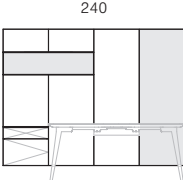
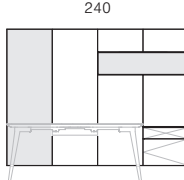
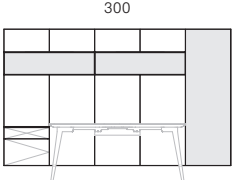
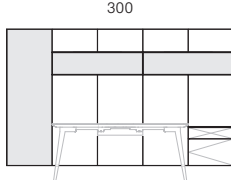
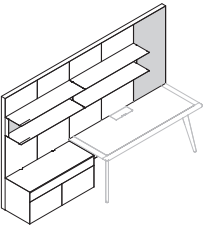
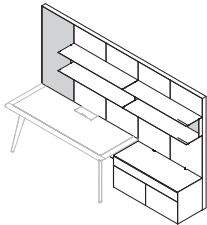
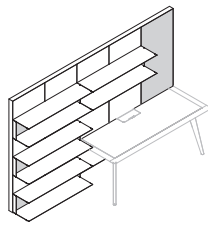
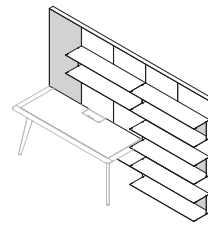
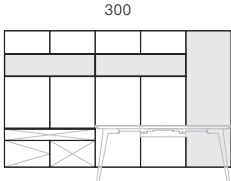
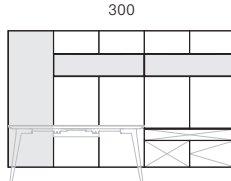
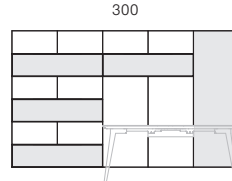
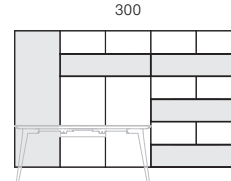
## Home Office

**The Frame Home Office collection integrates storage, technology and display into a seamless furniture solution for the home.**

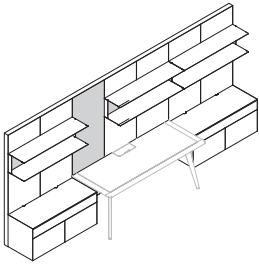
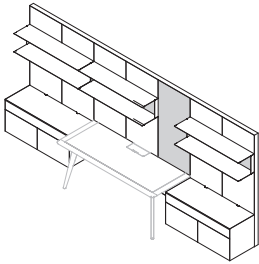
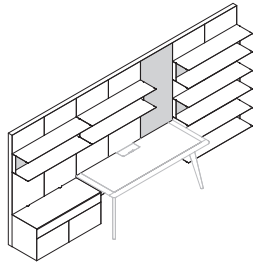
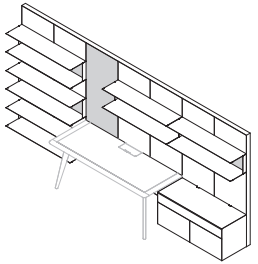
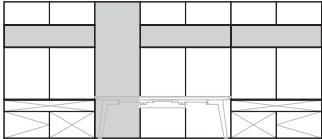

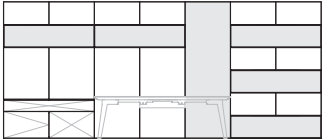
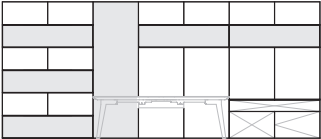
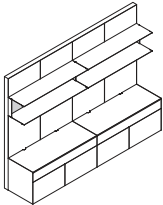
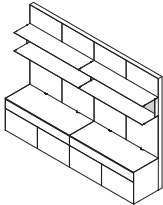
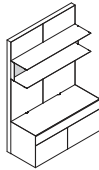
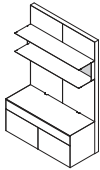
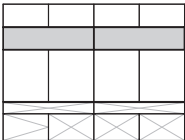
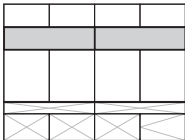
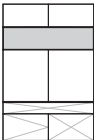
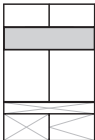
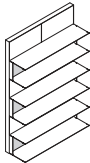
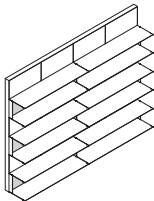
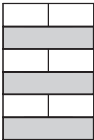
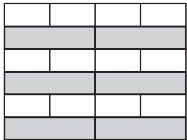
Frame allows a personalised solution to furniture and joinery needs by offering a wide range of functions and finishes to complement the home office. Frame is the outcome of our research into innovative connection systems that afford an exact and robust method of installation for many interior walls, from plasterboard through to masonry.

Sustainability and health are key considerations in the development of Frame, with materials free of formaldehyde, phenols, solvents, PVC or melamine. Frame defines the room by allowing the surrounding walls to express the space, making Frame much lighter than traditional wall-to-wall joinery.

Designed & Made in Australia

Fixed Desk 70D	Standalone 80D	3 Panel Work Left	3 Panel Work Right
			
			
FO-180-FDESK-T	AI-180-SDESK-T	FO-180-3P-W-L + FO-180-FDESK-T	FO-180-3P-W-R + FO-180-FDESK-T
4 Panel Work & Store Left	4 Panel Work & Store Right	5 Panel Work & Store A Left	5 Panel Work & Store A Right
			
			
FO-180-4P-WS-L + FO-180-FDESK-T	FO-180-4P-WS-R + FO-180-FDESK-T	FO-180-5P-WS-A-L + FO-180-FDESK-T	FO-180-5P-WS-A-R + FO-180-FDESK-T
5 Panel Work & Store B Left	5 Panel Work & Store B Right	5 Panel Work & Display Left	5 Panel Work & Display Right
			
			
FO-180-5P-WS-B-L + FO-180-FDESK-T	FO-180-5P-WS-B-R + FO-180-FDESK-T	FO-180-5P-WD-L + FO-180-FDESK-T	FO-180-5P-WD-R + FO-180-FDESK-T

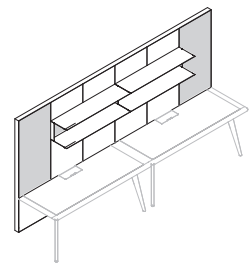
All Frame Office modules are available with a fixed desk, standalone desk, or no desk.  
All areas shaded in grey are pinboard material.

7 Panel Work & Store Left	7 Panel Work & Store Right	7 Panel Work, Store & Display Left	7 Panel Work, Store & Display Right
			
420	420	420	420
			
FO-180-7P-WS-L + FO-180-FDESK-T	FO-180-7P-WS-R + FO-180-FDESK-T	FO-180-7P-WS-D-L + FO-180-FDESK-T	FO-180-7P-WS-D-R + FO-180-FDESK-T
4 Panel Store Left	4 Panel Store Right	2 Panel Store Left	2 Panel Store Right
			
240	240	120	120
			
FO-180-4P-S-L	FO-180-4P-S-R	FO-180-2P-S-L	FO-180-2P-S-R
		2 Panel Display	4 Panel Display
			
		120	240
			
		FO-180-2P-D	FO-180-4P-D

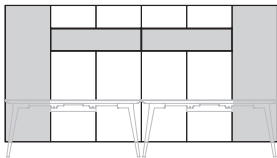
All Frame Office modules are available with a fixed desk, standalone desk, or no desk.  
All areas shaded in grey are pinboard material.

Two Desk

6 Panel Two Person Work



300

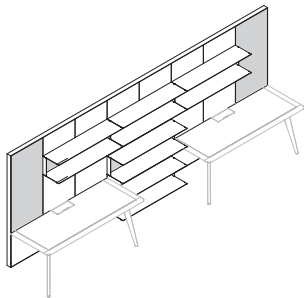


FO-180-6P-2W  
+ 2 x FO-180-FDESK-T

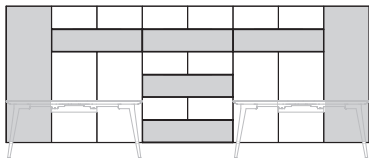
8 Panel Two Person Work & Display

8 Panel Two Person Work & Store Left

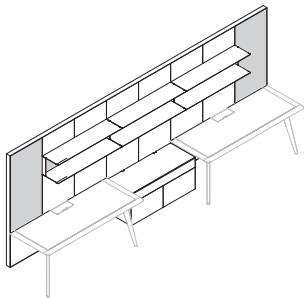
8 Panel Two Person Work & Store Right



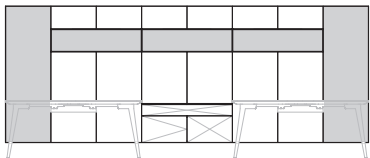
480



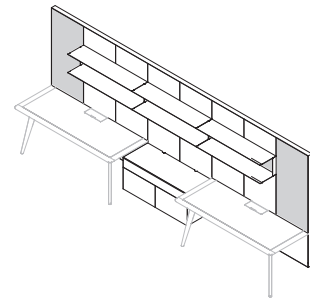
FO-180-8P-2WD  
+ 2 x FO-180-FDESK-T



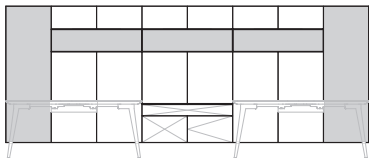
480



FO-180-8P-2WS-L  
+ 2 x FO-180-FDESK-T

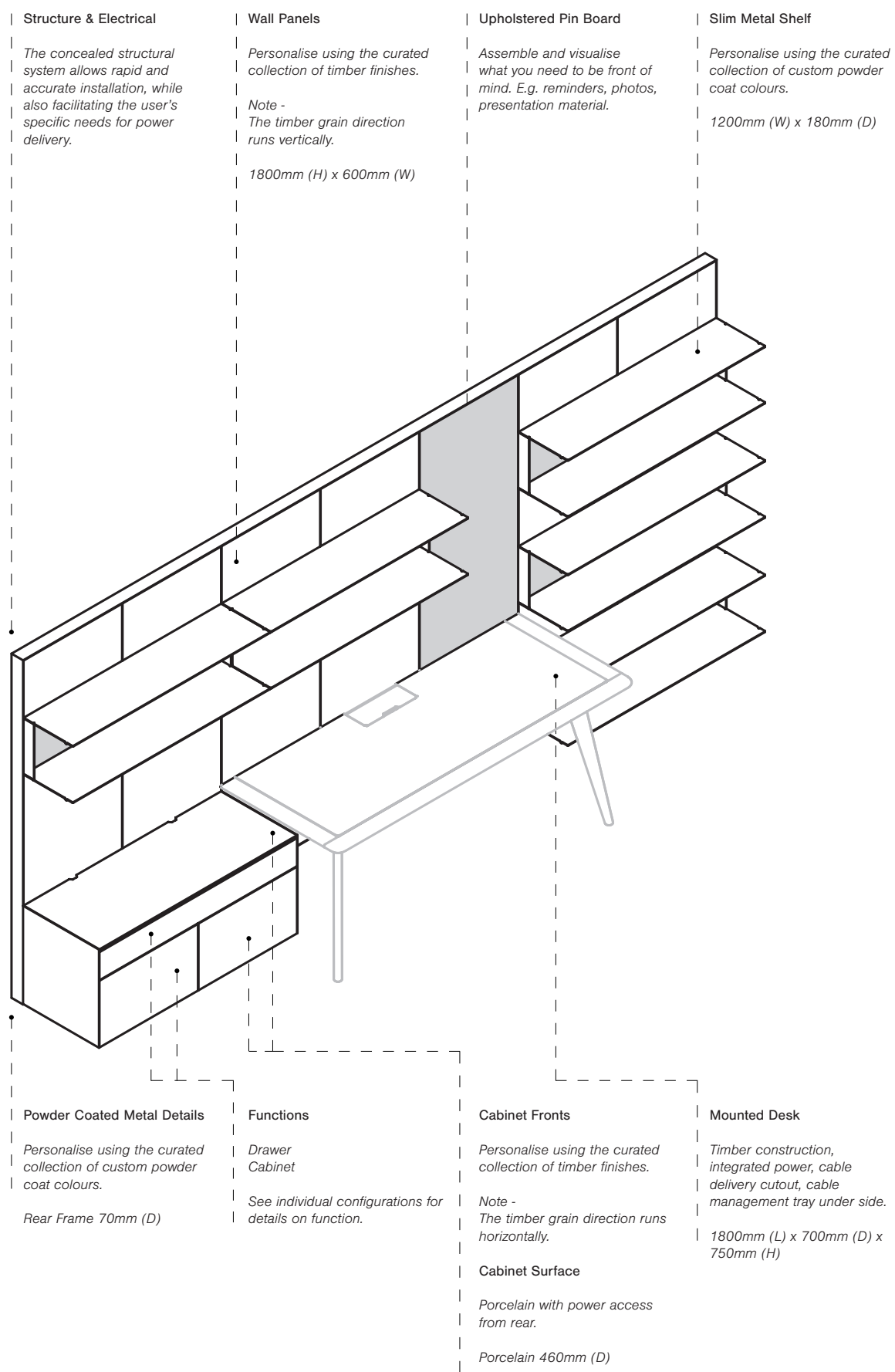


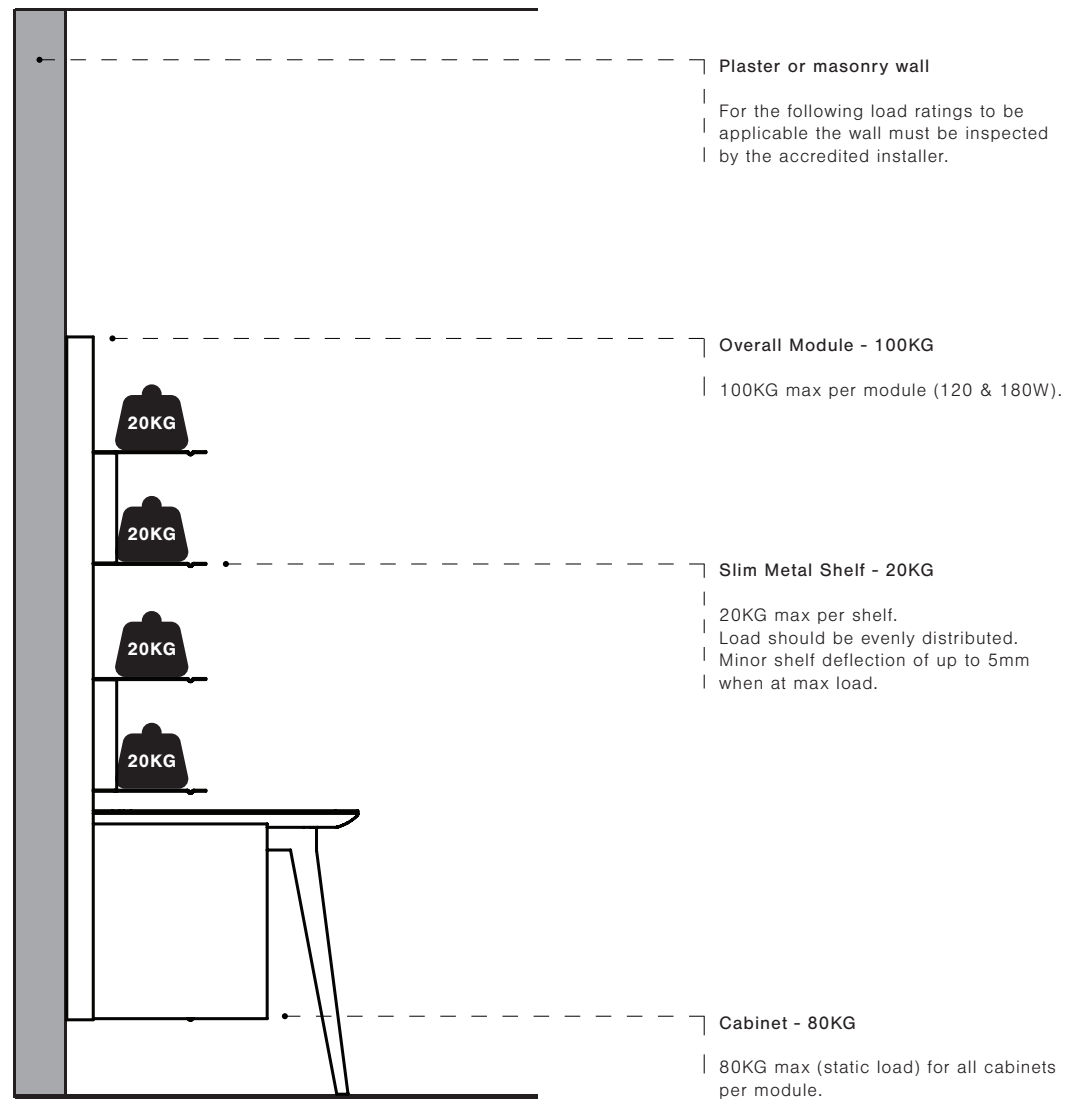
480



FO-180-8P-2WS-R  
+ 2 x FO-180-FDESK-T

All Frame Office modules are available with a fixed desk, standalone desk, or no desk.  
All areas shaded in grey are pinboard material.





## Structural System

Frame's concealed structural system distributes loads vertically and horizontally across several points, utilising best in class cavity fixings. Frame has a particular advantage in the case of plasterboard walls.

Stud locations are not critical to the installation, allowing Frame to be securely positioned anywhere horizontally on a wall.


Masonry, brick or concrete walls provide ample structure for Frame to fix to.

## Typical Weights


	Overall Module	Slim Metal Shelf	Cabinet
A. Magazine (250g)	A. 400 Magazines	A. 80 Magazines	A. 320 Magazines
B. Paperback Book - 400 pages (300g)	B. 333 Paperback Books	B. 66 Paperback Books	B. 267 Paperback Books
C. Hardback Book - 400 pages (700g)	C. 143 Hardback Books	C. 28 Hardback Books	C. 114 Hardback Books
D. Vinyl Record (150g)	D. 667 Vinyl Records	D. 134 Vinyl Records	D. 533 Vinyl Records
E. Wine Bottle 750ml (1.25kg)	E. 80 Wine Bottles	E. 16 Wine Bottles	E. 64 Wine Bottles

Panels

Natural




Lt Walnut



Charcoal Oak



Exhibition




Porcelain


Calacatta Oro Venato



Bianco Statuario Venato




Marquinia




Powder Coat

City (Red)



Mangrove (Green)



Ocean (Blue)



Black



White



Guide Only

This is an indicative guide only.  
Please refer to physical Kett samples  
for a more accurate representation of  
actual finishes.



Pin Board


Belgian Linen Bark



Belgian Linen Fern




Belgian Linen Storm




Desks

Natural



Light Walnut



Exhibition




Desk Inlay


Brusio Barley Leather



Ultimo Oliva Leather



Brusio Anitra Leather



Natural Leathers

Please note Kett use aniline leathers for the desk inlay. Aniline leather is a natural product, and will feature unique markings. These are part of the beauty of high quality leather.

If you prefer a leather with a more uniform appearance, please speak to your design consultant.

Guide Only

This is an indicative guide only. Please refer to physical Kett samples for a more accurate representation of actual finishes.